


12 DMC 135-180

12 DMC 146

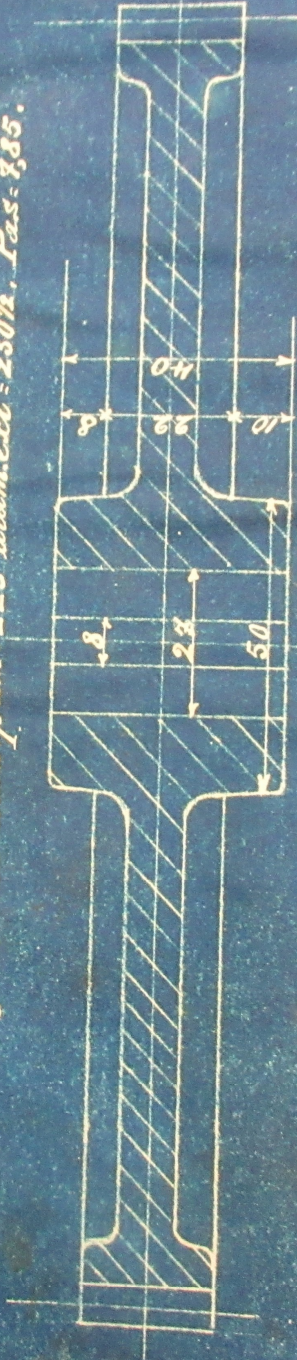
(A)

Roue de 80 dents diam. prim. 200 diam. ext. 205%. Pas. 7,85.
Traverse partout.




(B) (C)

Roues de 90 dents diam. prim. 225 diam. ext. = 230%. Pas. = 7,85.




(D)

Roues de 56 dents diam. pr. 140 diam. ext. 145%. Pas. = 7,85.




(E)

Roue de 47 dents diam. pr. 188 diam. ext. 197 Pas. = 7,85.




Roues de 90 dents diam. pr. 225 diam. ext. = 230 1/4. Pas = 7,85.



Roues de 56 dents diam. pr. 140 diam. ext. = 145 1/4. Pas = 7,85.



Roue de 47 dents diam. pr. 188 diam. ext. = 197. Pas = 12,56.



Roue de 41 dents diam. pr. 164 diam. ext. = 173. Pas = 12,56.


G **H**

Roue à vis sans fin de 50 dents d. pr. 150 d. ext. 157 Pas. 0.42.
Ti. amille pour bois.



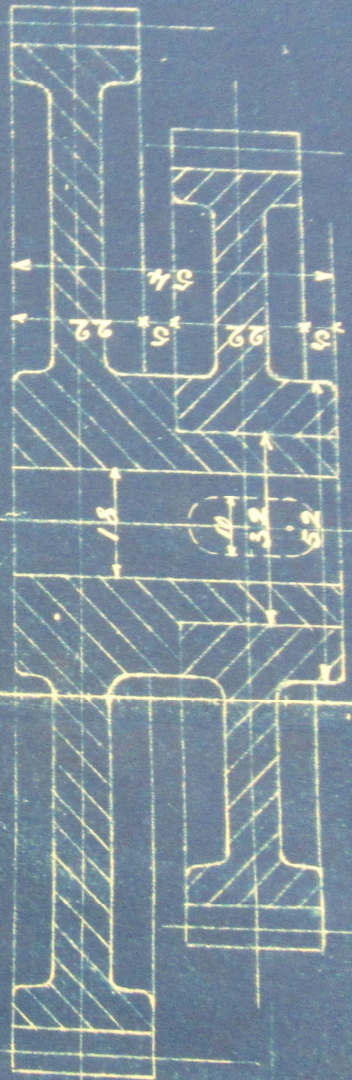
I **K**

Vis sans fin simple d. pr. 120 d. ext. 127. Pas. 0.42.



L

Roue de 70 dents diam. pr. 175 diam. ext 180. Pas. 2.85

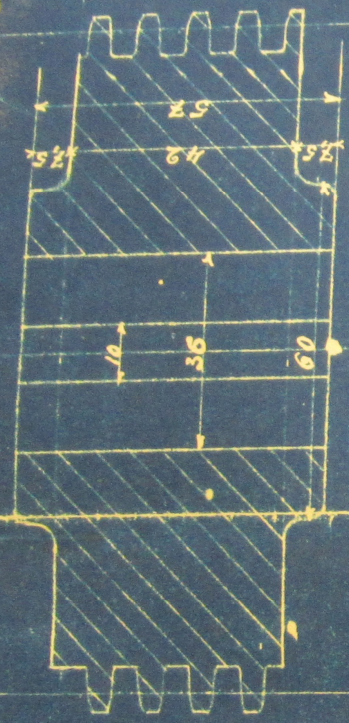


Roues de rechange.

Nombre	diam. pr. diam. ext.	Pas.

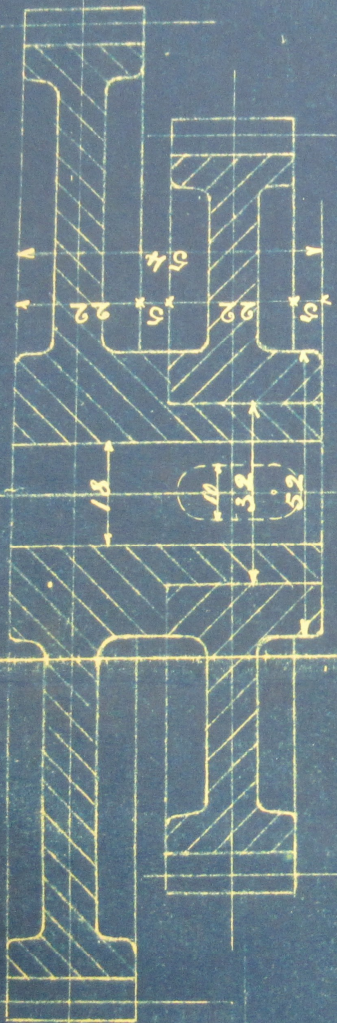
I K

Vis sans fin simple d. pr. 120 d. ext. 127. Pas 9,42.



L

Roue de 70 dents diam. pr. 175 diam. ext 180 1/2. Pas 7,85



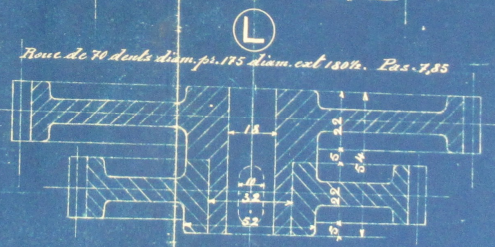
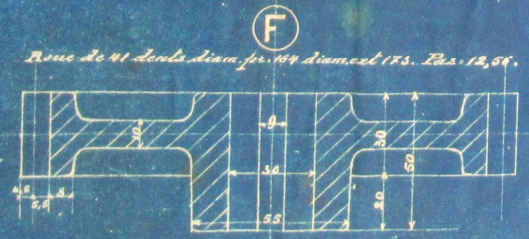
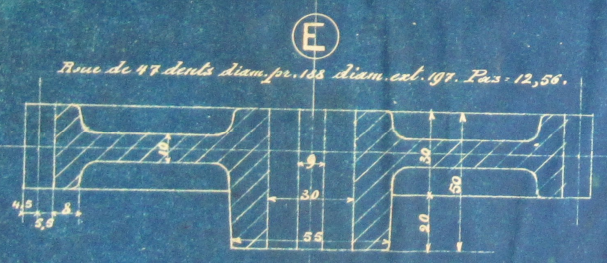
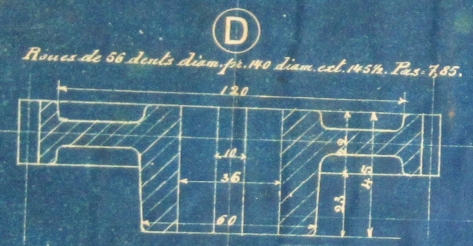

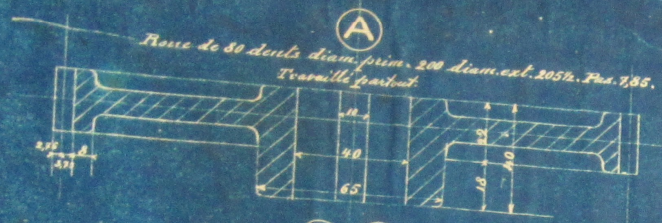
Roues de rechange.

Pièces.	Nombre de dents	diam. pr.	diam. ext.	Pas.
M	41	102,5	108	7,85
N	45	112,5	118	"
O	50	125	130,5	"
P	53	132,5	138	"
Q	55	137,5	143	"
R	60	150	155,5	"
S	65	162,5	168	"
T	70	175	180,5	"
U	75	187,5	193	"
V	79	197,5	203	"

Pièces	Pos.	Mod.N°	Désignation	Mat.	Observation
2	V		Roues de rechange	Fonte	
2	U		" "	"	
2	T		" "	"	
2	S		" "	"	
2	R		" "	"	
2	Q		" "	"	
2	P		" "	"	
2	O		" "	"	
2	N		" "	"	
2	M		" "	"	
2	L		" " 70 dents	"	
1	K		<i>Và sans fin simple</i>	"	<i>droite.</i>
1	I		" " "	"	<i>gauche.</i>
1	H		<i>Roue à vis sans fin 50d.</i>	"	<i>droite.</i>
1	G		" " " "	"	<i>gauche.</i>
2	F		<i>de 41 dents</i>	"	
2	E		" " 47 "	"	
2	D		" " 56 "	"	
1	C		" " 90 "	"	<i>sans clavette</i>
2	B		" " 90 "	"	<i>avec "</i>
1	A		" " 80. "	"	

Pièces Pos. Mod.N° Désignation Mat. Observation
 Compte
 DOLLFUS MIEG & C^{ie} Société anonyme
 Désignation
Fraisage I et III.
Machire à gazier à
grands et petits tambours
 Dessiné par:
G. Roy.
 Date: 7.5.14.

Echelle: 1/1.
 N° 13237. ^{bis}
 Date



Roues de rechange.

Pièces	Nombre de dents	diam. prim.	diam. ext.	Pas.
M	41	102,5	108	7,85
N	45	112,5	118	"
O	50	125	130,5	"
P	55	132,5	138	"
Q	55	137,5	143	"
R	60	150	155,5	"
S	65	162,5	168	"
T	70	175	180,5	"
U	75	187,5	195	"
V	70	197,5	205	"

Q	V	Roues de rechange	Extr.
2	U	" " " "	"
2	T	" " " "	"
2	S	" " " "	"
2	R	" " " "	"
2	Q	" " " "	"
2	P	" " " "	"
2	O	" " " "	"
2	N	" " " "	"
2	M	" " " "	"
2	L	" - 70 dents	"
1	K	Vis sans fin simple	" droite.
1	I	" " " "	" gauche.
1	H	Roue à vis sans fin	" droite.
1	G	" " " "	" gauche.
2	F	" de 41 dents	"
2	E	" " 47 "	"
2	D	" " 56 "	"
1	C	" " 90 "	" travailé
2	B	" " 90 "	" avec "
1	A	" " 80 "	"

Pièces	Pas.	Mod. N°	Désignation	Mat.	Observation
			DOLLFUS MIEG & C ^{ie}		Société anonyme
			Finissage de III		
			Machinerie à gazes à		
			grande et petite, tambour		
			Date: 7.5.14.		
			Dessiné par:		
			G. Roy.		
			Echelle: 1/1.		N° 13237.

