A 12495

Continus à filer
le coton

[illegible]

C O A H

Modèles existants pouvant servir pour ces machines.

CFS 5

Porte-cylindres

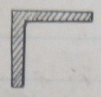

Longueur du modèle 3,680 m

CFS 9

Plaque d'assemblage des ~~traverses~~ porte-broches

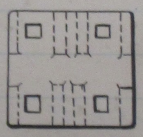

CFS 37

Equerre du porte-cylindre droite

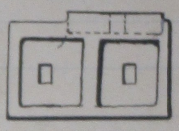

CFS 38

Equerre du porte-cylindre gauche

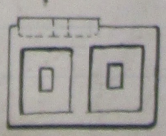

C O A H

Modèles existants pouvant servir pour ces machines.

CFS 5

Porte-cylindres

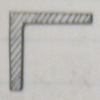

Longueur du modèle 3,680m

CFS 9

Plaque d'assemblage des ~~traverses~~ porte-brides



CFS 37

Equerre du porte-cylindre droite

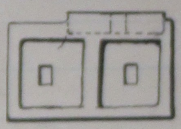

CFS 38

Equerre du porte-cylindre gauche

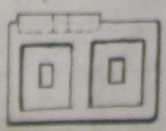

GFS 39

Arbre à bras de levier pour porte-essieux

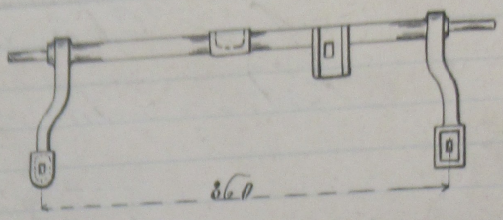

GFS 43

Support de l'arbre à bras de levier
(arbre vertical)

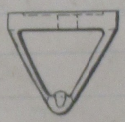

GFS 44

Levier relié par les tringles longitudinales



GFS 46

Galet pour montant.



GFS 39

Arbre à bras de levier pour porte-anneaux

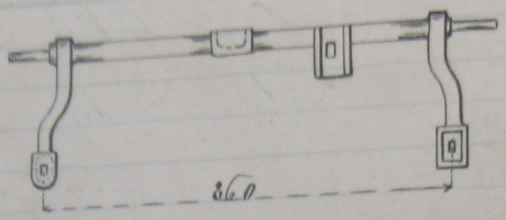

GFS 43

Support de l'arbre à bras de levier
(intermédiaire)

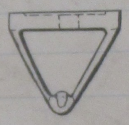

GFS 44

Levier relié par les tringles longitudinales



GFS 46

Galet pour montant.



GFS 47

Porte-galet



GFS 48

Charnière reliant les tringles longitudinales

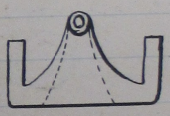

GFS 71

Manivelle pour la détente

X

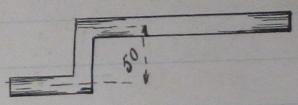

GFS 72

Poignée de la détente

X



GFS 47

Porte-galet



GFS 48

Charnière reliant les tringles longitudinales

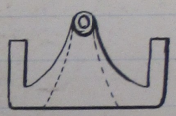

GFS 71

Manivelle pour la détente

X

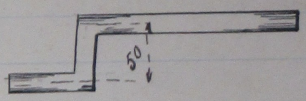

GFS 72

Poignée de la détente

X



GFS 73

Levier pour relevage des guide-fils

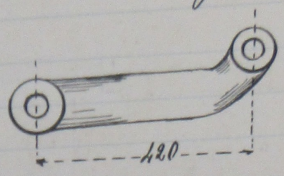

GFS 74

Levier pour relevage des guide-fils

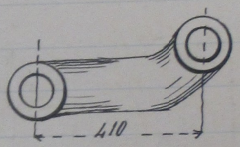

GFS 75

Levier pour relever les guide-fils



GFS 76

Levier pour relevage des guide-fils



GFS 73

Levier pour relevage des guide-fils

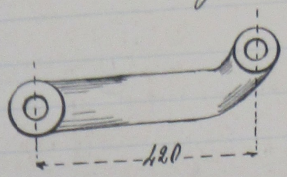

GFS 74

Levier pour relevage des guide-fils

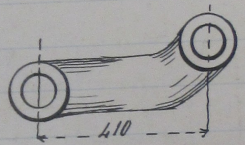

GFS 75

Levier pour relever les guide-fils



GFS 76

Levier pour relevage des guide-fils



GFS 77

Levier pour relevage des guide-fils

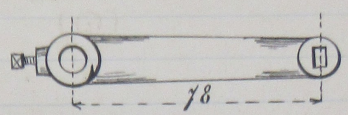

GFS 78

Support pour relevage des guide-fils



GFS 79

Support pour bout de l'arbre longitudinale fixé au bâti du mouvement.

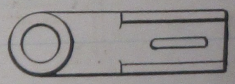

GFS 80

Levier à fourche pour relevage des guide-fils sur l'arbre longitudinale

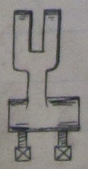

GFS 77

Levier pour relevage des guide-fils



GFS 78

Support pour relevage des guide-fils



GFS 79

Support pour bout de l'arbre longitudinale fixé au bâti du mouvement.

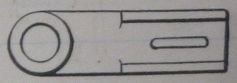

GFS 80

Levier à fourche pour relevage des guide-fils sur l'arbre longitudinale

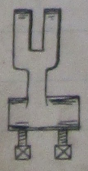

GFS 81

Equerre des tringles de porte-bobines



GFS 83

Traverse de la fermeture

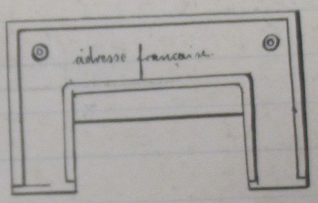

GFS 84

Equerre servant de guide en tôle perforé



GFS 85

Colonnette de la fermeture



GFS 81

Equerre des tringles de porte-bobines



GFS 83

Traverse de la fermeture

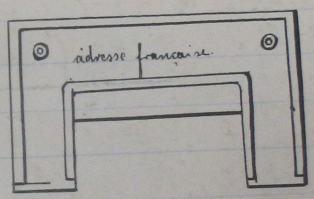

GFS 84

Equerre servant de guide en tôle perforé

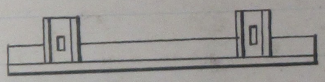

GFS 85

Colonnette de la fermeture



CFS 109

Pied pour montant

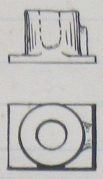

CFS 167

Traverse portant la douille de l'arbre moteur

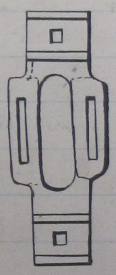

CFS 190

Contre-poids du chariot

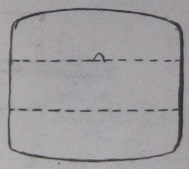

CFS 230

Bâtis intermédiaire.

Nota: Pour ces bâtis il faut se servir de la boite à noyau marquée F pour filer.

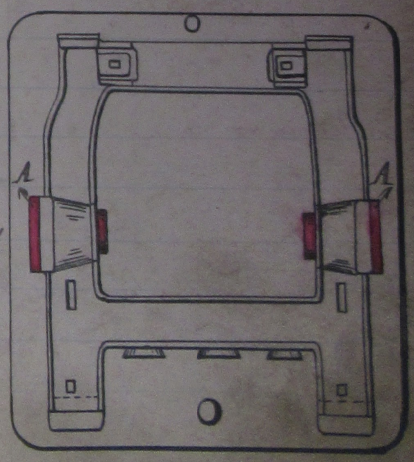

CFS 109

Pied pour montant



CFS 167

Traverse portant la douille de l'arbre moteur

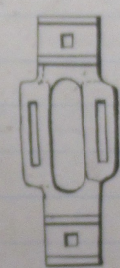

CFS 190

Contre-poids du chariot

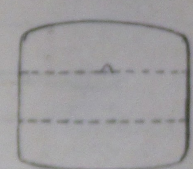

CFS 230

Bâtis intermédiaire.

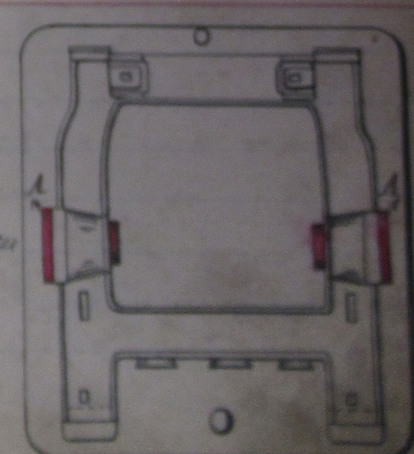

Nota: Pour ces bâtis il faut se servir de la boîte à noyau marquée F pour filer.

CFS 259

Equerre pour porte broches

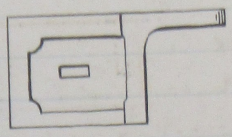

gauche

CFS 260

Même équerre à droite

CFS 122

Guide des montants
(pour broches longues avec traverses de 190 m/m de long.

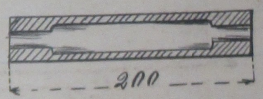

CFS 121

Levier pour contre poids



CFS 259

Equerre pour porte broches

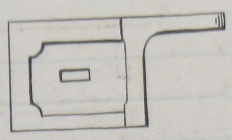

gauche

CFS 260

Même équerre à droite

CFS122

Guide des montants
(pour broches longues avec traverses de 190 7m de long.

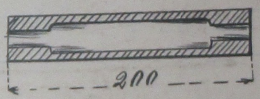

CFS 121

Levier pour contre poids



CFS 150

Traverse porte-broches (mouvement)

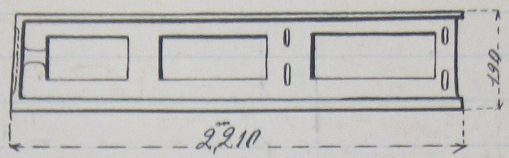

CFS 152

Traverse porte-broches (bout)

Largeur 190 m/m

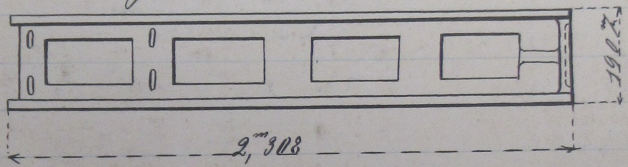

CFS 154

Traverse porte-broches (intermédiaire)

Largeur 190 m/m

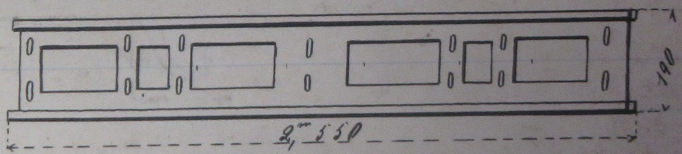

CFS 155

Traverse porte-broches (bout)

Largeur 190 m/m

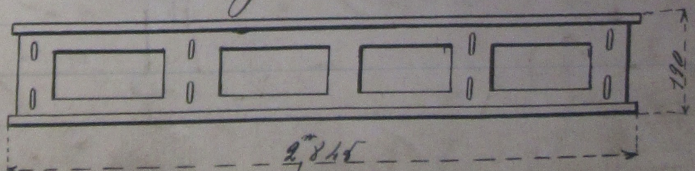

CFS 150

Traverse porte-broches (mouvement)

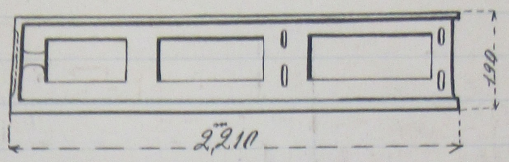

CFS 152

Traverse porte-broches (bout)

Largeur 190 m/m

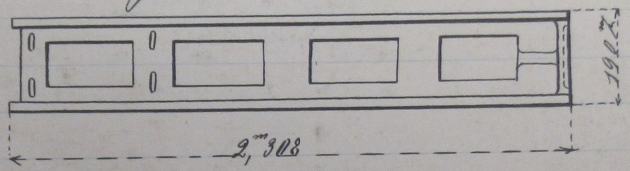

CFS 154

Traverse porte-broches (intermédiaire)

Largeur 190 m/m

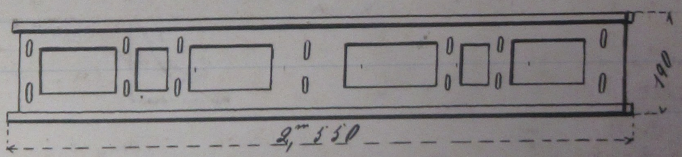

CFS 155

Traverse porte-broches (bout)

Largeur 190 m/m

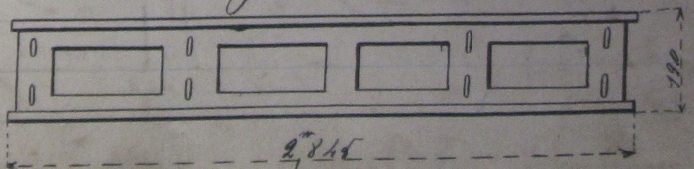

CFS 166

Contre-bâtis du mouvement



CRS 263

Levier de débrayage du chariot

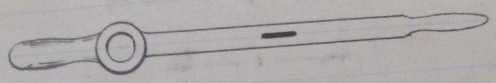

CRS 247

Traverse du haut du bâtis intermédiaire

(sur plaque)

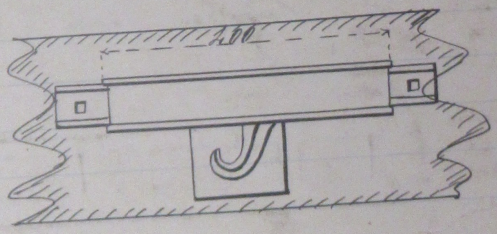

COAK 22

Pied pour bâtis

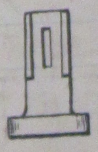

CFS 166

Contre-bâtis du mouvement



CRS 263

Levier de débrayage du chariot

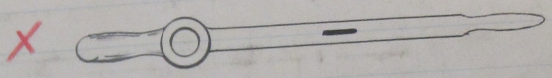

CRS 247

Traverse du haut du bâtis intermédiaire

(sur plaque)

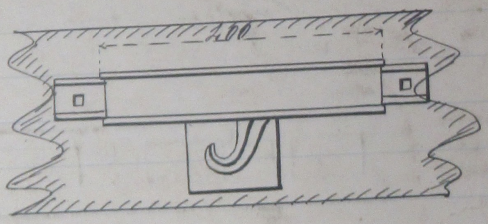

COAK 22.

Pied pour bâtis.

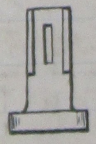

COAK 257

Support de cylindre du bout, côté du mouvement
2. p. p. m.

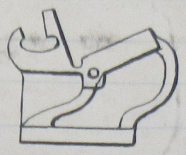

20 /

COAK 398

Support de cylindres incliné à 20°



20 /

COAK 451

Porte-latte

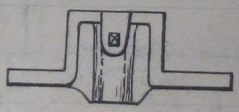

COAK 454

Poids de pression



ÇOAK 257

Support de cylindre du bout, côté du mouvement
2. p. p. m.

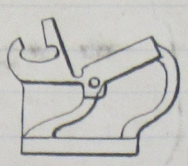

20c

ÇOAK 398

Support de cylindres incliné à 20°



20c

ÇOAK 451

Porte-latte

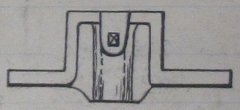

ÇOAK 454

Poids de pression



COAK 615

Crochet de pression du 1er cylindre



CFS 10

Traverse reliant le contre-bâti au bâti du mouvement pour Continu à anneaux à retordre de Mr Schwartz & Cie en ville

2 ~~pour~~ pour poulies de 100 m/m de large

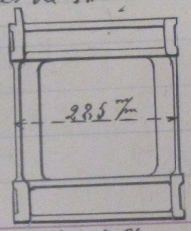

gauche

CFS 11

Traverse reliant le contre-bâti au bâti du mouvement.

pour poulies de 100 m/m.

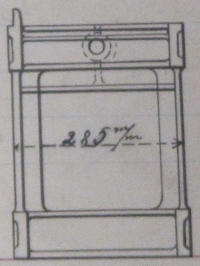

droite

COAK 615

Crochet de pression du 1er cylindre



CFS 10

Traverse reliant le contre-bâti au bâti du mouvement pour Continu à anneaux à retordre de Mr Schwartz & Cie en ville

2 ~~pour~~ pour poulies de 100 m/m de large

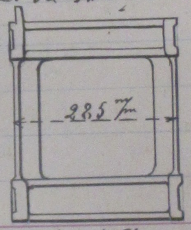

gauche

CFS 11

Traverse reliant le contre-bâti au bâti du mouvement.

1 pour poulies de 100 m/m.

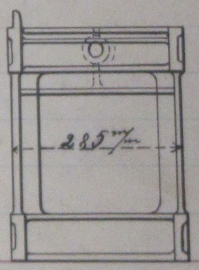

droite

1 mod. bois (raz 8E) **COAH 1**

Bâti du mouvement

Tracé marqué COAH 13



1. p. p. m.

1 mod. bois (13 raz A) **COAH 2**

Bâti du bout

Tracé COAH 7

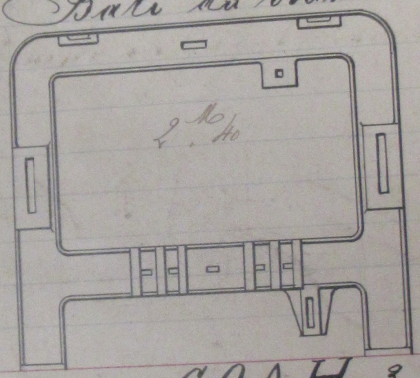

1. p. p. m.

1 mod. bois (8B2) **COAH 3**

Support de tambour au bâti du mouvement.

COAH 12

0,24

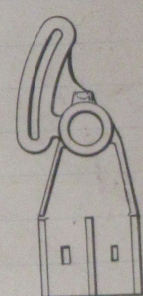

1. p. p. m.

1 mod. bois (8B2) **COAH 4**

Support de l'arbre moteur

COAH 12



1. p. p. m.

COAH 12

COAH 1

COAH

CO

1 mod. bois (rez 8E) **COAH 1**

Bâti du mouvement

Tracé marqué COAH 13

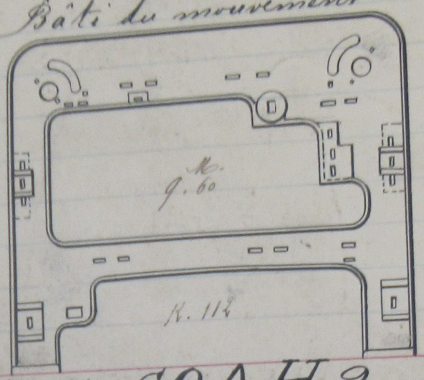

1. p. p. m.

1 mod. bois (13 rez A **COAH 2**

Bâti du bout

Tracé COAH 7

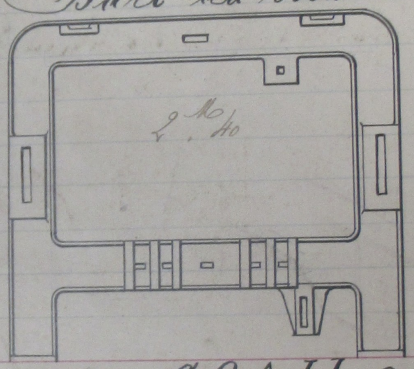

1. p. p. m.

1 mod. bois (8B2) **COAH 3**

Support de tambour au bâti du mouvement.

COAH 12

M.
0,24

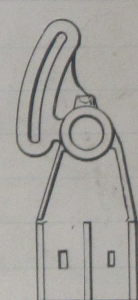

1. p. p. m.

1 mod. bois (8B2) **COAH 4**

Support de l'arbre moteur

COAH 12

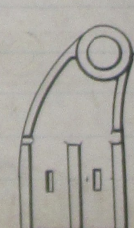

1. p. p. m.

COAH 12

COAH 12

COAH 16

COAH

COAH 5

Douille du support de l'arbre moteur

COAH 12

1 p. p.



COAH 6

1 mod. bois (8B1)

Douille du support de tambour au bâti du mouvement

COAH 12

1 p. p. m

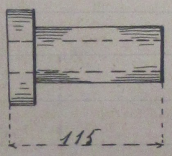

COAH 7

Support des axes aux bâtis intermédiaire traverse

COAH 16



mod sur glaçure en bois 3 p. p. m

COAH 8

1 mod. bois (8B2)

Levier de la tête de cheval de torsion

COAH 16

1 p. p. m

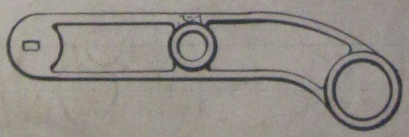

ÇOAH 5

Douille du support de l'arbre moteur

COAH 12

1. p. p.



ÇOAH 6

1 mod. bois (8B1)

Douille du support de tambour au bâti du mouvement

COAH 12

1. p. p. m

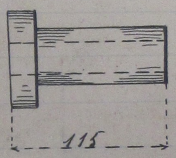

ÇOAH 7

Support des axes aux bâtis intermédiaire
traverse

COAH 16



mod sur glaçoir en bois 3 p. p. m

ÇOAH 8

1 mod bois (8B2)

Levier de la tête de cheval de torsion

COAH 16

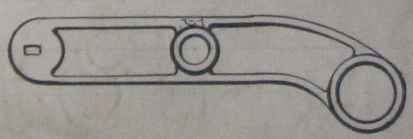

1. p. p. m

Marques des tracés

COAH 9

1 mod bois (SB2)

Support des tambours au bâti du bout

COAH 16

16
0,16

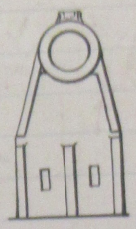

2. p. p. m.

COAH 17

COAH 10

1 mod bois (SB1)

Douille du support des tambours du bâti du bout

COAH 16

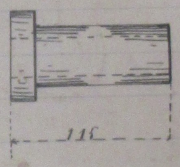

2. p. p. m.

COAH 17

COAH 11

1 mod bois (SB2)

Fourche de détente

16
0,24

COAH 1H

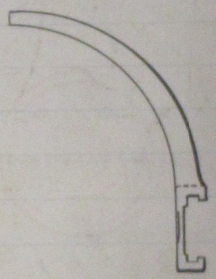

1. p. p. m.

COAH 30

COAH 12

Plaque pour support de la tête de cheval

COAH-30

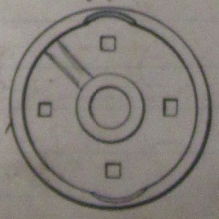

2. p. p. m.

COAH 30

Marque des tracés

COAH 9

1 mod. bois (8B2)

Support des tambours au bâti du bout

COAH 16

0,16

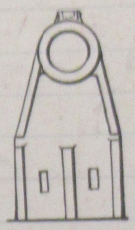

2. p. p. m.

COAH 17

COAH 10

1 mod. bois (8B1)

Douille du support des tambours du bâti du bout

COAH 16

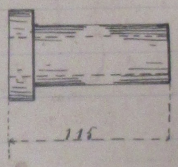

2. p. p. m.

COAH 17

COAH 11

1 mod. bois (12)

Fourche de détente

0,24

COAH 1A

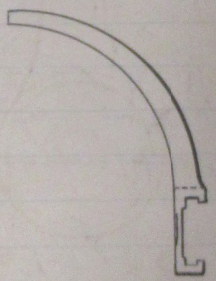

1. p. p. m.

COAH 30

COAH 12

Plaque pour support de la tête de chevêt

COAH 30

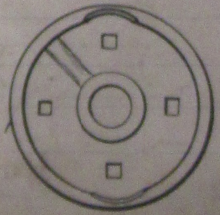

2. p. p. m.

COAH 30

mod. bois (8B2)

COAH 13

Traverse reliant le contre-bâti au bâti du mouvement

COAH 17

pour poulies de 80 m/m

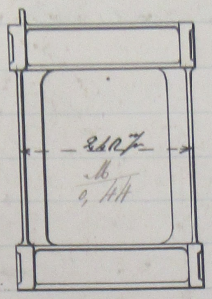

modèle à gauche

1. p. p. m.

1 passe pièce en bois (8B2)

COAH 14

Traverse reliant le contre-bâti au bâti du mouvement

COAH 17

pour poulies de 80 m/m.



modèle à droite

1 p. p. m.

1 mod. bois (8B1)

COAH 15

Support de la tête de cheval des cylindres

COAH 30

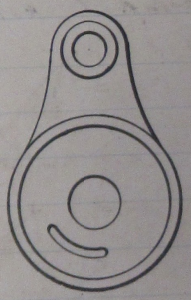

2. p. p. m.

mod. bois (8B1)

COAH 16

Equerre inclinée pour support de malbrouck

(pour inclinaison de 20°)

COAH 30

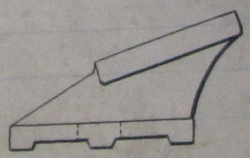

gauche
1. p. p. m.

1 mod. bois (8B2) **COAH 13**

Traverse reliant le contre-bâtis au bâti du mouvement

COAH 17

pour poulies de 80 m/m

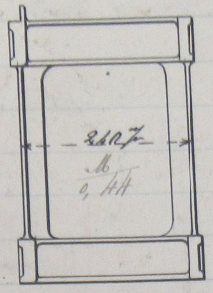

modèle à gauche

1. p. p. m.

1 fausse pièce en bois (8B2) **COAH 14**

Traverse reliant le contre-bâti au bâti du mouvement

COAH 17

pour poulies de 80 m/m.



modèle à droite

1. p. p. m.

1 mod. bois (8B1) **COAH 15**

Support de la tête de cheval des cylindres

COAH 30

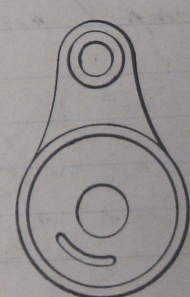

M
0,12

2. p. p. m.

1 mod. bois (8B1) **COAH 16**

Equerre inclinée pour support de malbrough

(pour inclinaison de 20°)

COAH 30



gauche
1. p. p. m.

1 mod. bois (8 B1)

COAH 17

Equerre inclinée pour supp. de malbrough

COAH 30

droite

1 p. p. m.

(pour inclinaison de 20°)

1 mod. bois (8 B1)

COAH 18

Support de malbrough

COAH 30

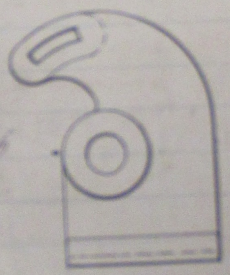

gauche

0,056

1 p. p. m.

(1 mod. bois (8 B1)

COAH 19

Support de malbrough

COAH 30

0,056 droite 1 p. p. m.

1 mod. fonte (8 B2)
1 id. bois (4 1)

COAH 20

Couvre roue du malbrough

COAH 30

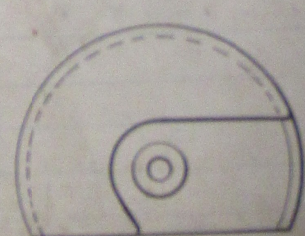

gauche

1 p. p. m.

1 mod. bois (8 B1)

COAH 17

Equerre inclinée pour supp. de malbrough

COAH 30

droite

1. p. p. m.

(pour inclinaison de 200)

1 mod. bois (8 B1)

COAH 18

Support de malbrough

COAH 30

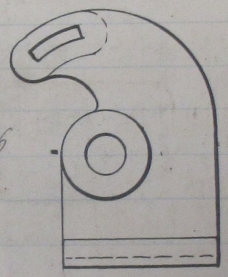

M. 0,056

gauche

1. p. p. m.

(1 mod. bois (8 B1)

COAH 19

Support de malbrough

COAH 30

M. 0,056 droite 1. p. p. m.

1 mod. fonte (8 B2)
1 id. bois (4 1)

COAH 20

Couvre-roue du malbrough

COAH 30

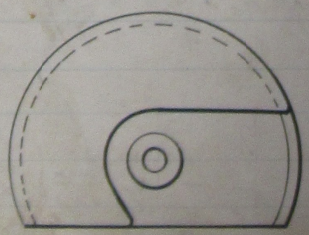

gauche

1. p. p. m.

1 mod. bois (8B2) **COAH 21**

Couvre-roue du malbrough

COAH 30 droite

1. p.p.m.

1 mod. fonte (8B2) **COAH 22**

Couvre-roues de la tête de cheval des cylindres

COAH 30

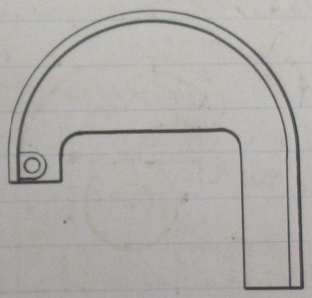

droite

1. p.p.m

1 mod. fonte (8B2) **COAH 23**

Couvre-roues de la tête de cheval des cylindres

COAH 30 gauche 1. p.p.m.

COAH 24

Chapeau pour cylindres de pression E-63 1/2
pression libre - écart fixe 40 m/m

COAH 33

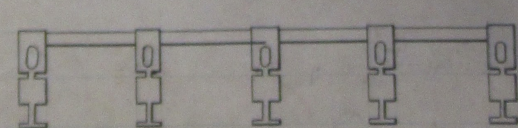

1 mod. bois (8B2) **COAH 21**

Couvre-roue du malbrough

COAH 30 droite

1. p.p.m.

1 mod. fonte (8B2) **COAH 22**

Couvre-roues de la tête de cheval des cylindres

COAH 30

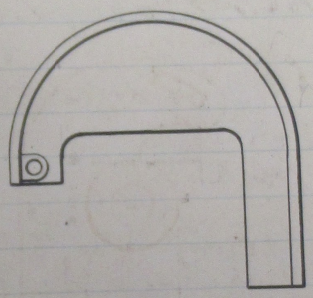

droite

1. p.p.m

1 mod. fonte (8B2) **COAH 23**

Couvre-roues de la tête de cheval des cylindres

COAH 30 gauche 1. p.p.m.

COAH 24

Chapeau pour cylindres de pression E-63 1/2
pression libre - écart fixe 40 m/m

COAH 33

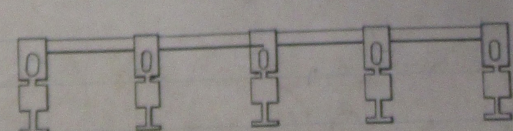

ÇOAH 25

Traineau des 2me et 3me cylindres

COAH 23

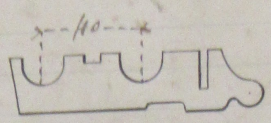

COAH 23

ÇOAH 26

Coulisse pour cylindres de pression.

Lauteur 17⅞

COAH 33

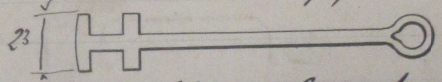

11 modèles en fonte sur plaque
dont 5 avec entailles pour équerre du roulau

ÇOAH 27

Traineau pour support du bout

COAH 23

1. p. p. m

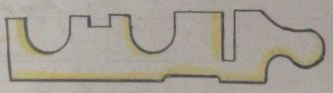

gauche

bronze



COAH 3

ÇOAH 28

Traineau pour support du bout

COAH 23

1 p. p. m.

droite

bronze

COAH

ÇOAH 25

Traineau des 2me et 3me cylindres

COAH 23

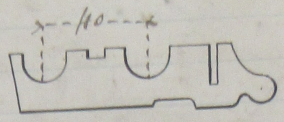

COAH 23

ÇOAH 26

Coulisse pour cylindres de pression.

Lauteur 17½

COAH 33

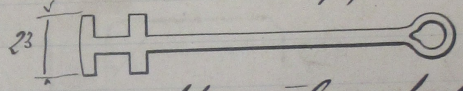

11 modèles en fonte sur plaque
dont 5 avec entailles pour équerre du roulau

ÇOAH 27

Traineau pour support du bout

COAH 23

1 p. p. m

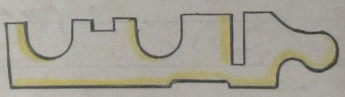

gauche

bronze

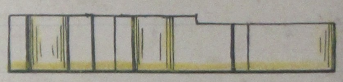

COAH

ÇOAH 28

Traineau pour support du bout

COAH 23

1 p. p. m.

droite

bronze

COAH

ÇOAH 29

Chapeau du traineau pour support du bout

COAH 23

bronze

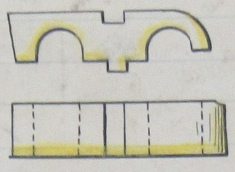

gauche

1. 1o. 1p. m.

1 mod. bois (8B1)

ÇOAH 30.

Vez formant arrêt de chariot au sous renvidage.

1 p. p. m.

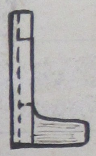

1 mod. bois (8B1)

ÇOAH 31

Support à tige pour intermédiaire de 80 dts N° 10

COAH 31

1. 1p. 1p. m.

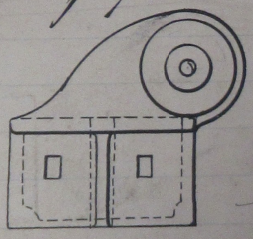

1b 008

gauche

1 mod bois (8B1)

ÇOAH 32.

Support à tige pour intermédiaire de 80 dts N° 10

COAH 31

1. 1p. 1p. m.

droite

1b 008

ÇOAH 29

Chapeau du traineau pour support du bout

COAH 23

bronze

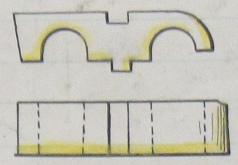

gauche.

1 p. p. m.

1 mod. bois (8B1) **ÇOAH 30.**

Vez formant arrêt de chariot au sous ventidage.

1 p. p. m.

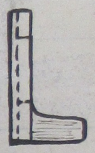

1 mod. bois (8B1) **ÇOAH 31**

Support à tige pour intermediaire de 80 lts N° 10

COAH 31

1 p. p. m.

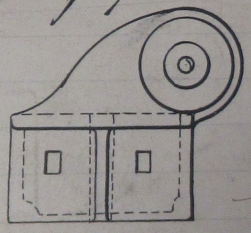

N 008

gauche

1 mod. bois (8B1) **ÇOAH 32.**

Support à tige pour intermediaire de 80 lts N° 10

COAH 31

1 p. p. m.

droite

N 008

ÇOAH 33

1 mod. bois (8B2)

Support pour la commande de l'excentrique.

COAH 31

1 p. p. m.

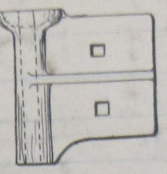

COAH 31

ÇOAH 34

1 mod. bois (8B1)

COAH 34A 1 4 " (4) " 34 A courbé

Levier de débrayage du chariot

COAH 31

COAH 15

1 p. p. m.

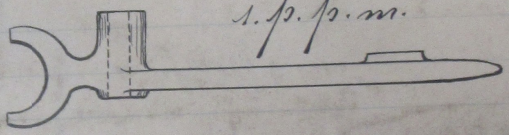

ÇOAH 35

1 mod. bois (8B1)

Support pour axe de l'excentrique.

1 p. p. m.

COAH 31

COAH 15

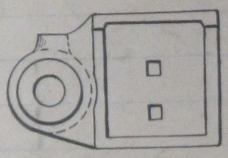

ÇOAH 36 A — B

1 mod. fonte (8B1)

Cependant un ouvrage

× Canon : court — long

Douille pour intermédiaire de 100 dts et poulies de renvoi

COAH 31

3 p. p. m.

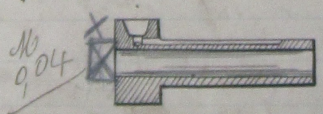

1 mod. bois (8B2) **COAH 33**

Support pour la commande de l'excentrique.

COAH 31

1. p. p. m.

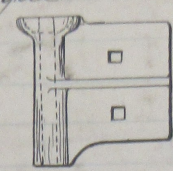

1 mod. bois (8B1) **COAH 34**

COAH 34A 1 " " (") " 34 A courbé

Levier de débrayage du chariot

COAH 31

1. p. p. m.

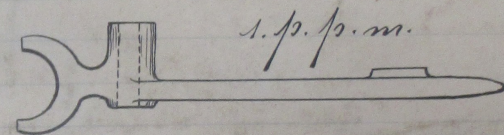

1 mod. bois (8B1) **COAH 35**

Support pour axe de l'excentrique.

1 p. p. m.

COAH 31

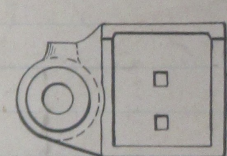

1 mod. fonte (8B1) **COAH 36 A — B**

les autres en ouvrage

X Canon : court — long

Douille pour intermédaire de 100 dts et poulies de renvoi

COAH 31

3. p. p. m.

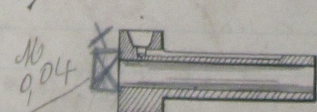

1 mod. bois (8B2)

COAH 37

Support pour arbre moteur et poulie folle

COAH 31



1. fp. fp. m.

1 mod. bois (8B1)

COAH 38

Equerre du support du 3me cylindre

COAH 15

h=
0,04



1. fp. fp. m. gauche

1 mod. bois (8B1)

COAH 39

Equerre du support du 3me cylindre

COAH 15

h=
0,04

1. fp. fp. m. droite

1 mod. bois (8B1)

COAH 40

Guide de l'excentrique du va & vient

COAH 15

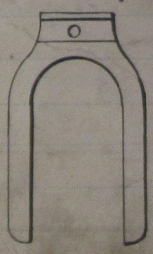

h=
0,024

2. fp. fp. m.

1 mod. bois (8B2) **COAH 37**

Support pour arbre moteur et poulie folle

COAH 31



1. fp. fp. m.

1 mod. bois (8B1) **COAH 38**

Equerre du support du 3me cylindre

COAH 15

M
0,04



1. b. fp. m. gauche

1 mod. bois (8B1) **COAH 39**

Equerre du support du 3me cylindre

COAH 15

M
0,04

1. b. fp. m. droite

1 mod. bois (8B1) **COAH 40**

Guide de l'excentrique du va & vient

COAH 15

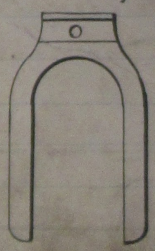

M
0,024

2. fp. fp. m.

ÇOAH 41

1 mod. bois (8B1)

Support du va & vient et du 3me cylindre

COAH 15

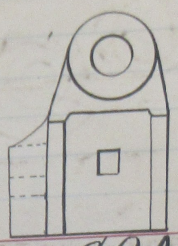

1. p. p. m.

gauche

lb 0,048

COAH 29

ÇOAH 42

1 mod. bois (8B1)

Support du va et vient et du 3me cylindre.

COAH 15

1. p. p. m.

lb 0,048

droite

COAH 29

ÇOAH 43

Support des lattes en fer et guide-mèche

COAH 34

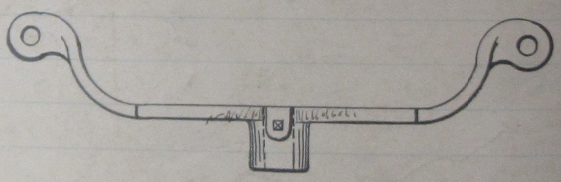

COAH 29

ÇOAH 44

2 mod. bois (8B1)

Bielle reliant le segment et les tringles de porte-anneaux

COAH 29

lb 0,12



1. p. p. m.

1 mod en fonte 1 mod en bois

COAH 29

ÇOAH 41

mod. bois (8B1)

Support du va & vient et du 3me cylindre

COAH 15

COAH 29

1. p. p. m.

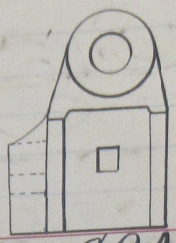

gauche

Nb 0,048

ÇOAH 42

mod. bois (8B1)

Support du va et vient et du 3me cylindre

COAH 15

COAH 29

1. p. p. m.

Nb 0,048

droite

ÇOAH 43

Support des battes en fer et guide-mèche

COAH 34

COAH 29

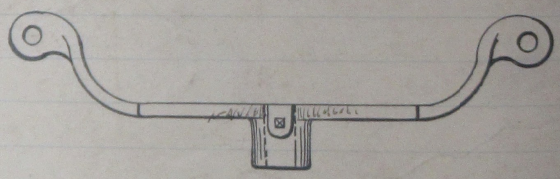

ÇOAH 44

2 mod. bois (8B1)

Bielle reliant le segment et les tringles de porte-anneaux

COAH 29

COAH 29

Nb 0,12

1. p. p. m.



1 mod en fonte 1 mod en bois

1 mod. bois (8B1)

COAH 45

Support à tige des galets de chaîne

COAH 29

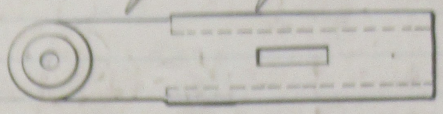

1. p. p. m.

M. 0,04

1 mod. bois (8B2)

COAH 46

Segment commandant la tringle des porte-anneaux

COAH 29

M. 0,16



1. p. p. m.

1 mod. bois (8B2)

COAH 47

Segment denté de 23 dts. d'une roue de 148 dts. N° 7

COAH 29

M. 0,28

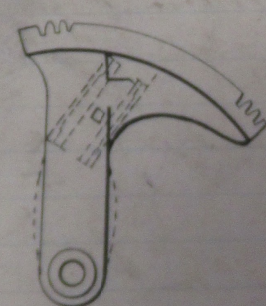

1. p. p. m.

COAH 48

Manivelle du renvidage en dessous

COAH 29

1. p. p. m.

M. 0,08

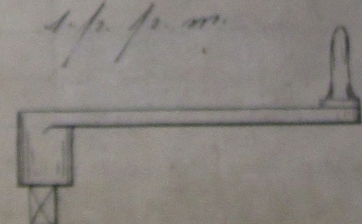

2 model en fonte

1 mod. bois (8B1)

COAH 45

Support à tige des galets de chaîne

COAH 29



1. p. p. m.

M 0,04

1 mod. bois (8B2)

COAH 46

Segment commandant la tringle des porte-anneaux

COAH 29

M 0,16



1. p. p. m.

1 mod. bois (8B2)

COAH 47

Segment denté de 23 dts. d'une roue de 148 dts. N° 7

COAH 29

M 0,28

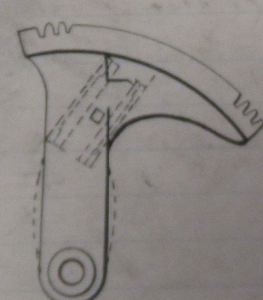

1. p. p. m.

COAH 48

Manivelle du renvidage en dessous

COAH 29

1. p. p. m.

M 0,08



2 model en fonte

COAH 49

1 mod. bois (8B1)

Support du ~~tige~~ pignon de 11 dts N° 7

COAH 29

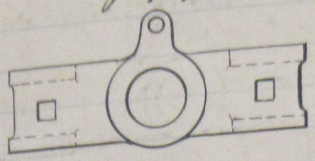

COAH 50

2 - Coquilles

1 mod en bois (8B1)
1 moul. sec (Gaas)
1 mod en fonte avec coquille

Excentrique

1. p. p. m.

COAH 20

mach. à tirer
p. point en acier
vulgairement à D
voir pour croisement ordinaire
CRO - pour inverse CRI.
à 30 p.

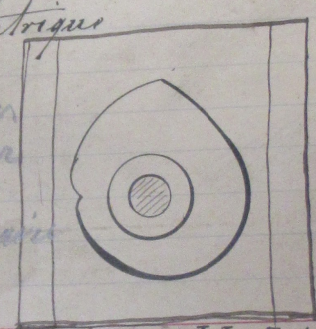

M ~~0,20~~

M^t 0,16

COAH 51

1 mod. bois (8B1)
2 mod. bois (8B1)

Poulie à gorge pour la commande des grands tambours

COAH 20

M 0,12

2. p. p. m.

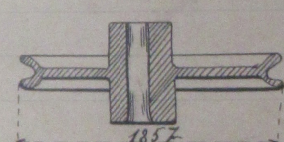

mod. sur plaque en bois

COAH 52

Galet de revoi de la chaine

COAH 20

M 0.08

1. p. p. m.

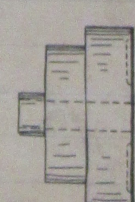

COAH 5

COAH 5

COAH 5

COAH 49

1 mod. bois (8B1)

Support du ~~tige~~ pignon de 11 dts. N° 7

COAH 29

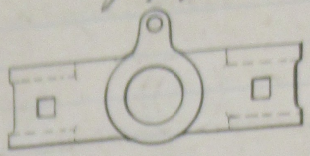

COAH 50

2 - Coquilles

1 mod. en bois (8B1)
1 moul. sucre (Saas)
1 mod. en fonte avec coquille

Excentrique

1. p. p. m.

COAH 20

mach. à tirer
p. point en acier
[illegible] à D
voir pour [illegible] ordinaire
CBO - pour inverse CRI.
[illegible]

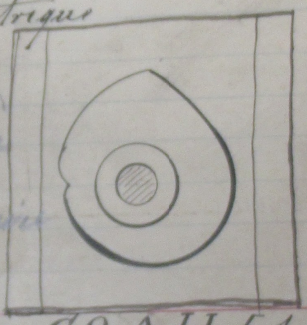

M ~~0,20~~ M^t 0,16

COAH 51

Poulie à gorge pour la commande des grands tambours

COAH 20

M 0,12

2. p. p. m.

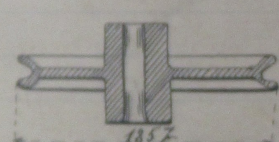

mod. sur plaque en bois.

COAH 52

Galet de revoi de la chaine

COAH 20

M 0,08

1. p. p. m.



COAH 5

COAH 5

COAH 5

COAH 53

Fond de tambour du bout (côté opposé au mouvement)

COAH 5

Mk 0,32

COM 981 avec renflement pour vis de pression

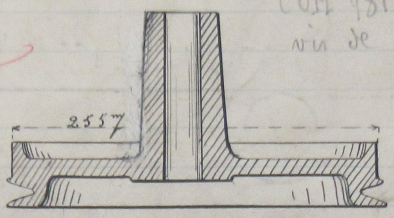

COAH 54

Fond pour tambour du bout (côté du mouvement)

COAH 5

Mk 0,32

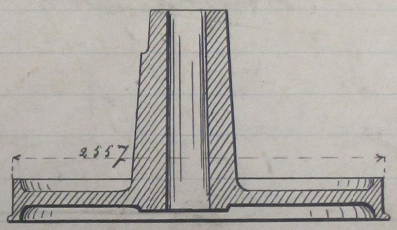

COAH 55

Fond pour tambour intermédiaire

COAH 5

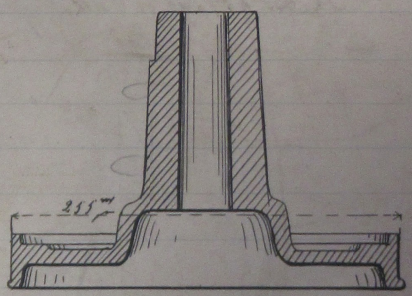

1 mod. bois (8 B1)

COAH 56

Garde des cordes pour tambour

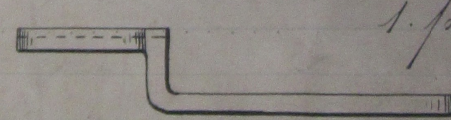

1. p. p. m.

COAH 5

COAH 53

Fond de tambour du bout (côté opposé au mouvement)

Mle
0,32

COM 981 avec renflement pour vis de pression

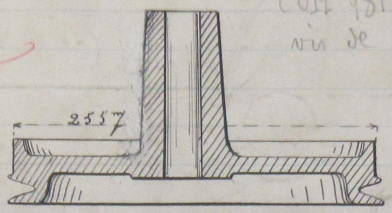

COAH 5

COAH 54

Fond pour tambour du bout (côté du mouvement)

Mle
0,32

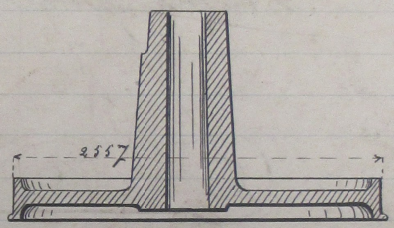

COAH 5

COAH 55

Fond pour tambour intermédiaire

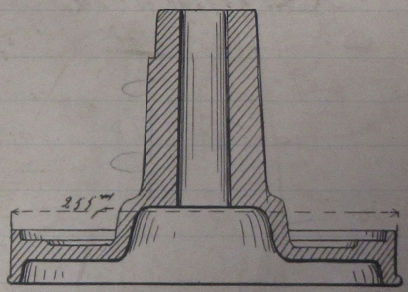

grand bois (881)

COAH 56

Garde des cordes pour tambour

1. p. p. m.



ÇOAH 57

Levier d'excentrique

COAH 32

1. p. p. m.



M 0,60

M 0,44

ÇOAH 58

1 mod. bois
1 " fonte) 8B1)

Levier porte-cliquet

COAH 32

1. p. p. m.

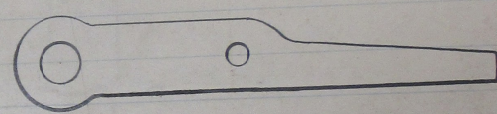

M 0,024

ÇOAH 59

1 mod. en bois (8B2)

Arbre à bras pour levier des porte-anneaux

COAH 28

1. p. p. m.



ÇOAH 60

1 mod. bois (8B2)

Support pour arbre à bras

COAH 28

1. p. p. m.

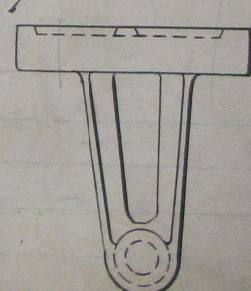

M 0,12

COAH 28

ÇOAH 14

ÇOAH 1

COAH

ÇOAH 57

Levier d'excentrique

COAH 32

1 p. p. m.



M 0,60

M 0,44

COAH 28

ÇOAH 58

1 mod. bois (8B1) 1 à fonte

Levier porte-cliquet

COAH 32

1 p. p. m.

COAH 1

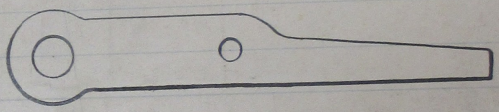

M 0,024

ÇOAH 59

1 mod. bois (8B2)

Arbre à bras pour levier des porte-anneaux

COAH 28

1 p. p. m.

COAH

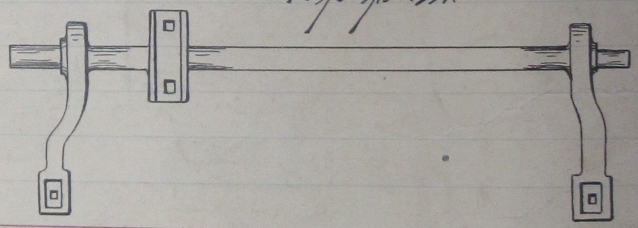

ÇOAH 60

1 mod. bois (8B2)

Support pour arbre à bras

COAH 28

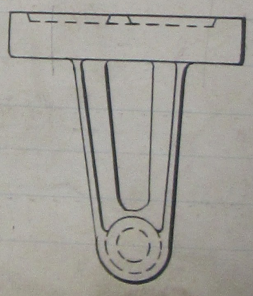

1 p. p. m.

M 0,12

COAH

1 mod. bois (8B2)

ÇOAH 61

Support pour arbre à bras avec pattes.

ÇOAH 28

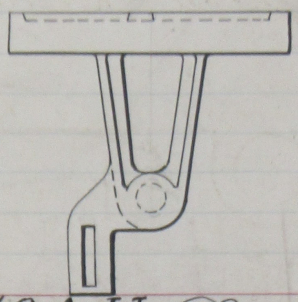

1. p. p. m.

1 mod. bois (8B1)

ÇOAH 62.

Manivelle pour la détente

ÇOAH 14



1. p. p. m.

1 mod. bois (8B1)

ÇOAH 63

Poignée de la détente.

ÇOAH 14

M
0,032



1. p. p. m

1 mod. bois (8B1).

COAH - 64

Douille pour le 3ème cylindre

COAH - 30

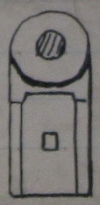

2. p. p. m.

1 mod. bois (8B2)

COAH 61

Support pour arbre à bras avec pattes.

COAH 28

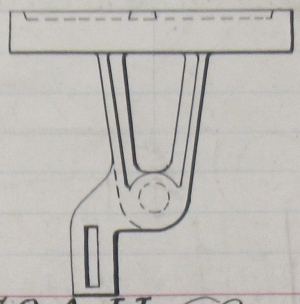

1. p. p. m.

1 mod. bois (8B1)

COAH 62.

Manivelle pour la détente

COAH 14



1. p. p. m.

1 mod. bois (8B1)

COAH 63

Poignée de la détente

COAH 14

M.
0,032



1. p. p. m

1 mod. bois (8B1)

COAH - 64

Douille pour le 3ème cylindre

COAH - 30

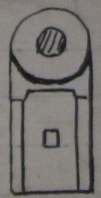

2. p. p. m.

COAH 65 { même / modèle encore marqué
COM 103

Contre cliquet du rochet (gauche)

COAH-52

1 p.p.m.



1 mod. bois (8B1) COAH 66

Support de cylindres du bout (Coté oposé au mouvt)

COAH-39

Gauche
1. p.p.m.

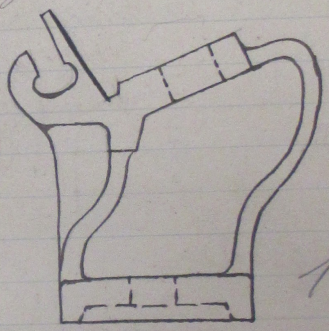

1 mod. en bois

1 mod. bois (8B1) COAH-67

Support de cylindres du bout

COAH-39

1 p.p.m. Droite

1 mod. en bois

2 mod. spl bois (rez 5A) COAH-68

Porte anneaux - écartement 63.5
23 trous



COAH - 65 { même modèle encore marqué COM 103

Contre cliquet du rochet (gauche)

COAH - 52

1 p. p. m.



1 mod. bois (8B1) COAH 66

Support de cylindres du bout (Cote opposé au moment)

COAH - 39

Gauche
1. p. p. m.

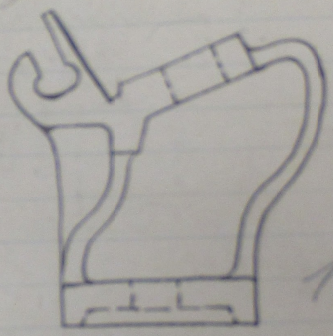

1 mod. en bois

1 mod. bois (8B1) COAH 67

Support de cylindres du bout

COAH 39

1 p. p. m. Droite

1 mod. en bois

2 mod. spl. bois (rez 5A) COAH - 68

Porte anneaux - écartement 63. 5
23 trous



2 mod. fonte (8B1) COAH-69

Support des lattes de porte-bobines du bas

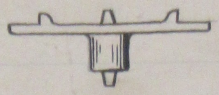

1 mod. bois (8B1) COAH-70

Equerre pour couvre-roues de la commande des cylindres

2 p. p. m.

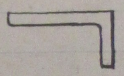

COAH-71

Excentrique du va et vient avec course de 20 %

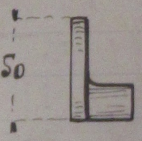

2 p. p. m.

1 mod. bois (8B1)
1 id. mod. fonte (8B1) COAH-72

Cliquet du rochet

1 p. p. m.



2 mod. fonte (8B1) COAH-69

Support des lattes de porte-bobines du bas

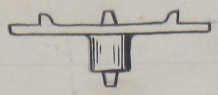

1 mod. bois (8B1) COAH-70

Equerre pour couvre-roues de la commande des cylindres

2 p. p. m.

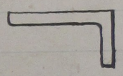

COAH-71

Excentrique du va et vient avec course de 20 %

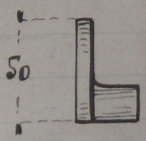

2 p. p. m.

1 mod. bois (8B1)
1 id. en fonte (8B1) COAH-72

Cliquet du rochet

1 p. p. m.



mod. bois (8B1) COAH-73

Pression de la chaine du levier du rochet

1 p. p. m.



M 0,016

mod. bois (8B2) COAH-74

Entretoise reliant les batis du mouvement, coté opposé de la détente.

380



M 0,48

1. p. p. m

mod. bois (8B2) COAH-75

Idem.

320

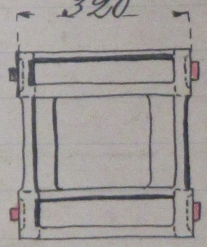

1. p. p. m

mod. bois (8B2) COAH-76

Fourche de détente.

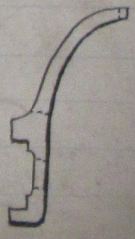

1. p. p. m

mod. bois (8B1) COAH 73

Presseur de la chaine du levier du rochet

1 p. p. m.



№ 0,016

mod. bois (8B2) COAH -74.

Entretoise reliant les batis du mouvement, coté opposé de la détente.

380

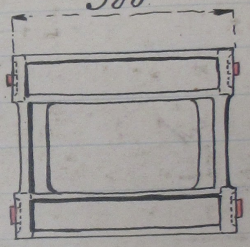

№ 0,48

1. p. p. m

mod. bois (8B2) COAH -75

Idem.

320

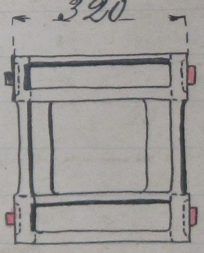

1. p. p. m

mod. bois (8B2) COAH -76

Fourche de détente.

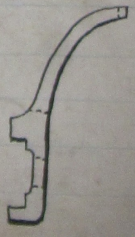

1. p. p. m

1 mod. bois (8B2) COAH 77

Support pour arbre moteur et poulie folle

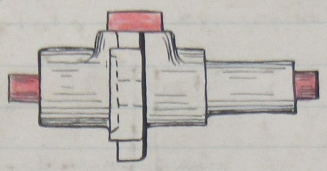

N 0.20

1. p. p. m

1 mod. bois (8B1) COAH. 78.

Douille du support des tambours du bâti du bout.

N 0,048



1. p. p. m

COAH. 79.

Charnière pour bielle de relevage des guide-fils.

2 mod. en fonte

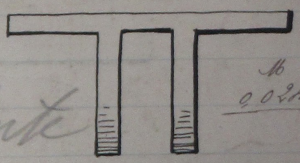

N 0,024

2 mod. spl bois (rez 5A) COAH. 80.

Porte-anneaux - ect: 65 m/m 22 trous.

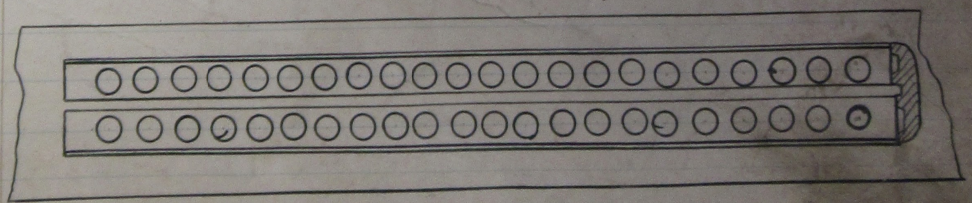

1 mod. bois (8B2) COAH 77

Support pour arbre moteur et poulie folle

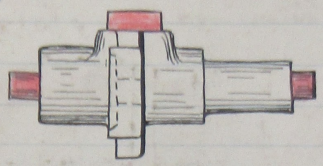

M 0.20

1. p. p. m

1 mod. bois (8B1) COAH. 78.

Douille du support des tambours du bâti du bout.

M 0,048

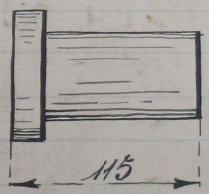

1. p. p. m

COAH. 79.

Charnière pour bielle de relevage des guide-fils.

2 mod. en fonte

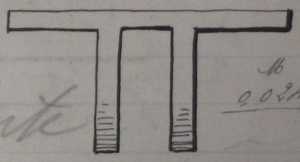

M 0,024

2 mod. spl. bois (rez 5A) COAH. 80.

Porte-anneaux - ect: 65 m/m 22 trous.

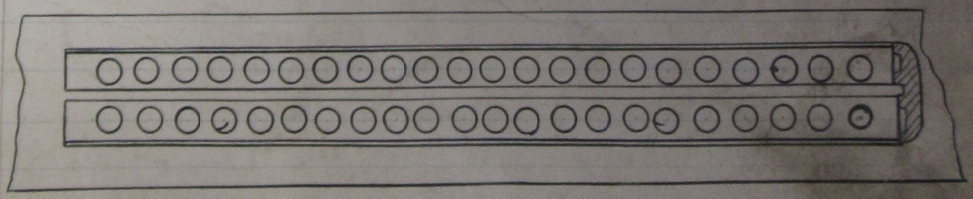

1 mod bois (8B2) COAH. 81.

Support pour arbre moteur et poulie folle.



No 0,16

1 mod bois (8B1) COAH82.

Double du 3me cylindre.

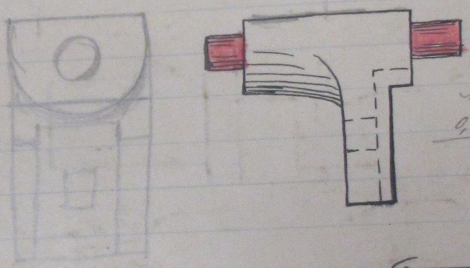

No 0,024

1 mod bois (8B1) COAH. 83.

Plaque supportant le bout de la planche.

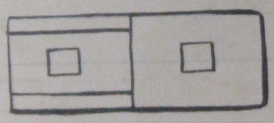

2 mod bois (8B1) COAH. 84.

Equerre pour lattes du bout.

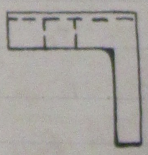

1 mod. bois (8B2) COAH. 81.

Support pour arbre moteur et poulie folle.



No 916

1 mod. bois (8B1) COAH 82.

Douille du 3me cylindre.

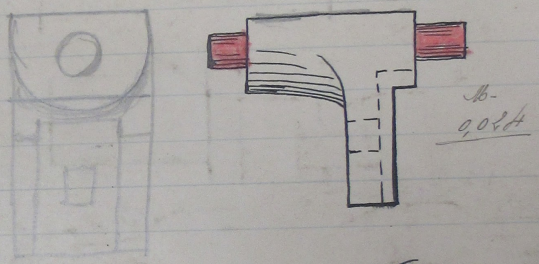

No 9,024

1 mod. bois (8B1) COAH. 83.

Plaque supportant le bout de la planche.

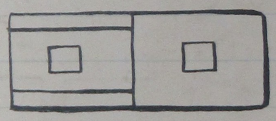

2 mod. bois (8B1) COAH. 84.

Equerre pour lattes du bout.

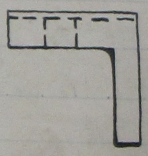

1 mod. fonte (8B1) COAH.85.

Support de la tringle en fil de fer pour porte-bobines.

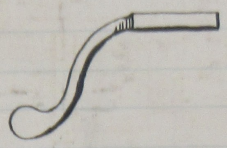

1 mod. bois
1 " fonte (8B1) COAH - 86

Arrêt pour ~~le~~ levier du mouvement pour tous rentrer

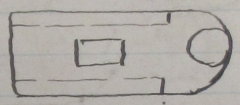

No. 0,016

1 mod. bois (8B1) COAH - 87.

Plaque pour fourche de détente.

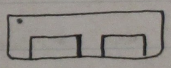

2 mod. Spl bois (voy 5A) COAH - 88

Porte-anneaux de 20 trous. Est: 6¼ m/m.

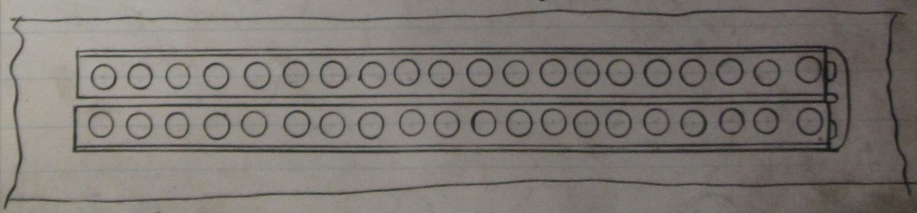

modèle sur plaque en bois.

1 mod. fonte (8B1) COAH.85.

Support de la tringle en fil de fer pour porte-bobines.

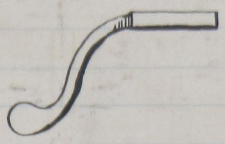

1 mod. bois
1 ½ " fonte (8B1) COAH - 86

Arrêt pour ~~le~~ levier du mouvement pour tout rentrer

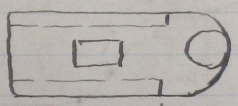

No 0,016

1 mod. bois (8B1) COAH - 87

Plaque pour fourche de détente

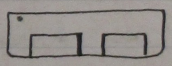

2 mod. dpl bois (voy 5A) COAH - 88

Porte-anneaux de 20 trous. Est: 6½ m/m.

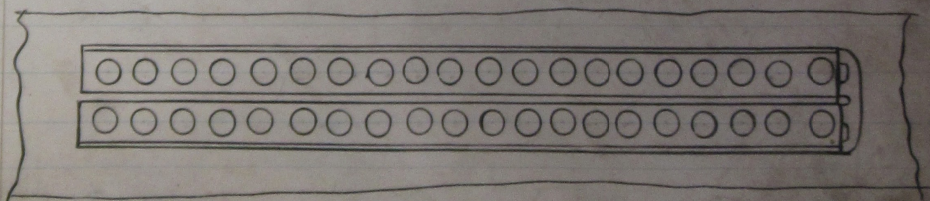

modèle sur plaque en bois.

COAH-89

Support de lattes de porte-bobines (au bâtis du mouvement.)

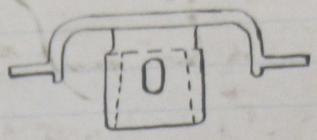

1 mod. bois (8B1)

COAH-90

Support de la tringle guide-fil de 87.

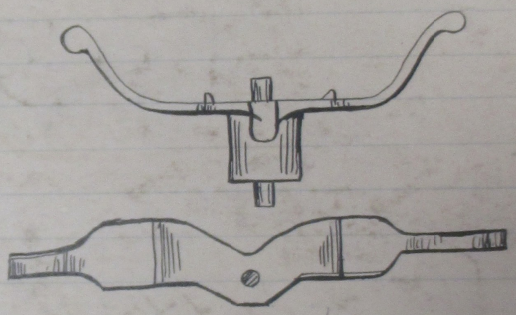

1 mod. bois (8B1)

COAH-91

Support de lattes de porte-bobines

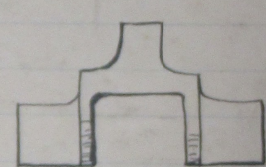

COAH-92

Crochet de pression pour continue à filer le Jumel (Ch Miég.)

4 mod spl bois (8B1)

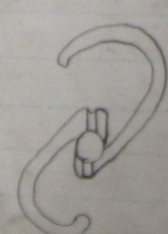

4 modèles sur plaque en bois.

COAH-89

Support de lattes de porte-bobines (au batis du mouvement.)

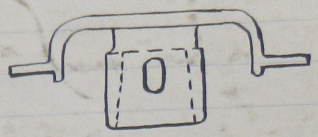

1 mod. bois (8B1)

COAH-90

Support de la tringle guide-fil de 87.

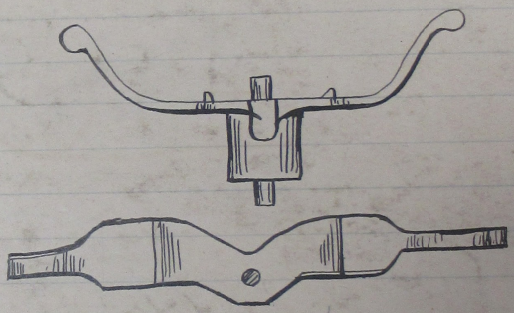

1 mod. bois (8B1)

COAH-91

Support de lattes de porte-bobines

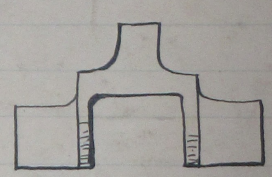

COAH-92

Crochet de pression pour continu à filer le Jumel (Ch Miég.)

4 mod spl. bois (8B1)

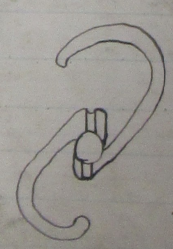

4 modèles sur plaque en bois.

4 mod. bois (8B1) COAH-93

Excentrique.



COAH-94

Support à tige pour galet de chaînes.

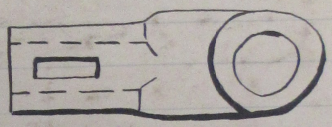

N° 004

COAH-95

Support intermédiaire pour ressorts des rouleaux de propreté.

4 mod sp. bois (8B1)

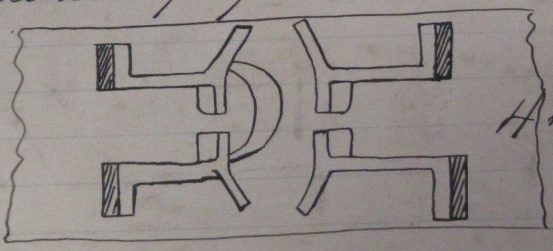

4 modèle sur plaque.

2 mod. bois (8B1) COAH-96

Collets en fonte pour broches.

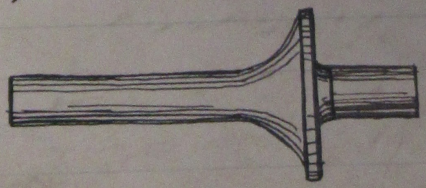

4 modèles.

1 mod. bois (8B1) COAH-93

Excentrique.



COAH-94

Support à tige pour galet de chaînes.

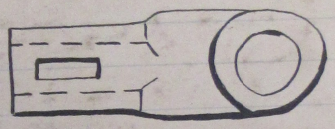

N° 004

COAH-95

Support intermédiaire pour ressorts des rouleaux de propreté.

4 mod spl bois (8B1)



4 modèle sur plaque.

2 mod. bois (8B1) COAH-96

Collets en fonte pour broches.

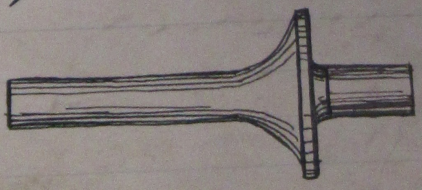

4 modèles.

COAH-97

Collets en fonte pour broches.

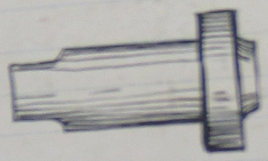

1 mod. bois (8B1)

COAH-98.

Charnière pour bielles de relevage des guide-fils.



1 mod. bois (8B2)

COAH-99

Fourche de détente pour commande par le bas.

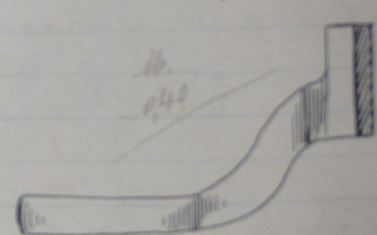

1 mod. bois (8B2)

COAH-100

Fourche de détente. (Boigrol)



COAH-97

Collets en forte pour broches.

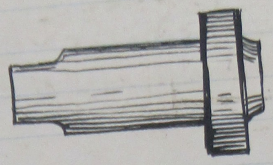

mod. bois (8B1) COAH-98.

Charnière pour bielles de relevage des guide-fils.

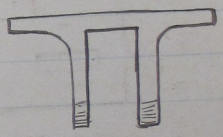

mod. bois (8B2) COAH-99

Fourche de détente pour commande par le bas.



mod. bois (8B2) COAH-100

Fourche de détente. (Boigol.)

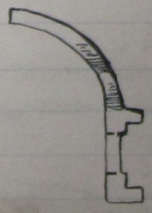

1 mod. bois (8B2) COAH-101

Support de l'arbre moteur.

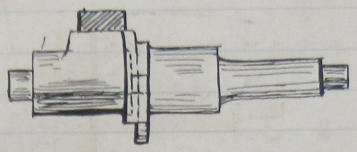

1 mod. bois (8B1) COAH-102.

Plaque pour gouvelot de détente.



1 mod. bois (8B1)
1 en fonte (4) COAH-103.

Supports des bouts, pour anti-ballon.

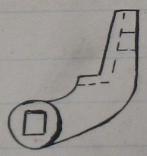

M
0,01

1 mod. fonte (8B1) COAH-104.

Supports intermédiaires, pour anti-ballon.

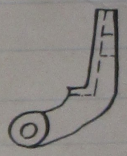

M
0,01

1 mod. en fonte

1 mod. bois (8B2) COAH-101

Support de l'arbre moteur.

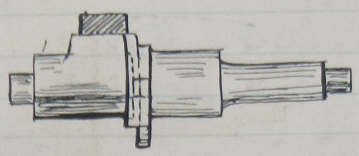

1 mod. bois (8B1) COAH-102.

Plaque pour gouvese de détente.



1 mod. bois (8B1)
1 " fonte (4) COAH-103.

Supports des bouts, pour anti-ballon.

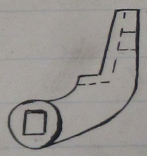

M
0,01

1 mod. fonte (8B1) COAH-104.

Supports intermédiaires, pour anti-ballon.



M
0,01

1 mod. en fonte

2 mod. fonte (8B1) COAH-105.

Abat fil des bouts, pour anti-ballon



M. 0,016

2 mod. fonte (8B1) COAH-106

Abat fil intermédiaires, pour anti-ballon

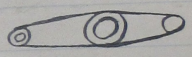

M. 0,016

mod. en fonte

1 mod. bois (8B1)

COAH 107

Douille du support de l'arbre Manteur

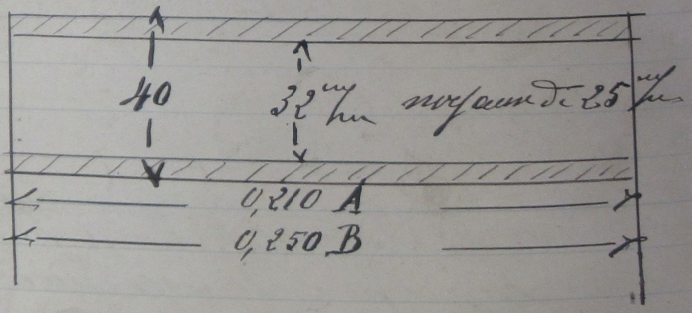

2 mod. fonte (8B1) COAH-105.

Abat fil des bouts, pour anti-ballon



M.
0,016

2 mod. fonte (8B1) COAH-106

Abat fil intermédiaires, pour anti-ballon

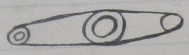

M.
0,016

mod. en fonte

mod. bois (8B1)

COAH 107

Douille du support de Sabot Monteur

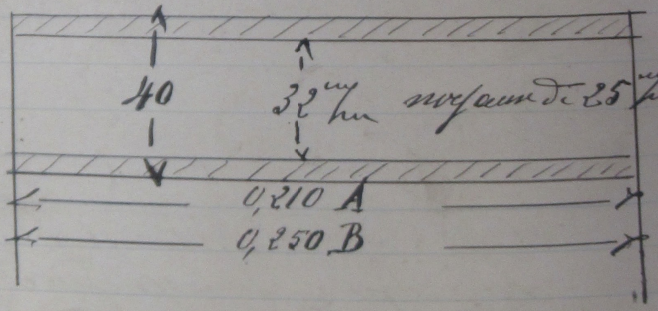

COAH-108.

Contre-poids du chariot.



1 mod. bois (8B1) COAH-109.

Equerre pour support de malbrough pour inclinaison de 30°.

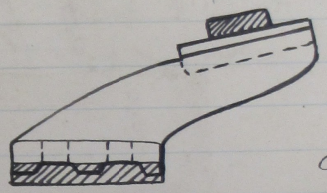

Gauche.

1 mod. bois (8B1) COAH-110.

Equerre pour support de malbrough pour inclinaison de 30°.

Droite.

1 mod. bois (8B2) COAH-111.

Fourche de détente. (Boigeol. ✝)

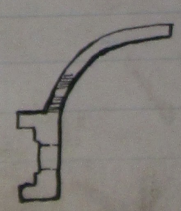

COAH-108.

Contre-poids du chariot.



1 mod. bois (8B1) COAH-109.

Equerre pour support de malbrough pour inclinaison de 30°.

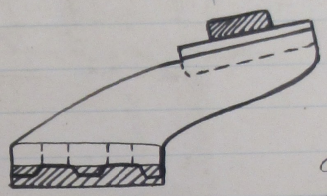

Gauche.

1 mod. bois (8B1) COAH-110.

Equerre pour support de malbrough pour inclinaison de 30°.

Droite.

1 mod. bois (8B2) COAH-111.

Fourche de détente. (Boigeol. f)

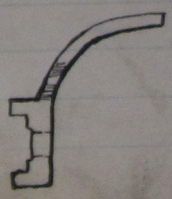

1 mod. bois (8B2) COAH-112

Fourche de détente.



COAH-113

Plaque de la fourche



1 mod. bois (8B1) COAH-114

Manivelle de la fourche pour poulie de 115 de large.



1 mod. bois (8B2) COAH-115

Support de tambour pour le haut de la machine.



1 mod. bois (8B2) COAH-112

Fourche de détente.

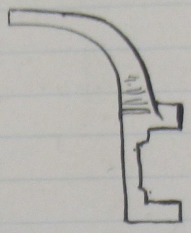

COAH-113

Plaque de la fourche

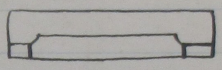

1 mod. bois (8B1) COAH-114

Manivelle de la fourche pour poulie de 115 de large.



1 mod. bois (8B2) COAH-115

Support de tambour pour le bout de la machine.



1 mod. bois (8B2) COAH-116

Traverse du haut pour détente pour commande par dessous.

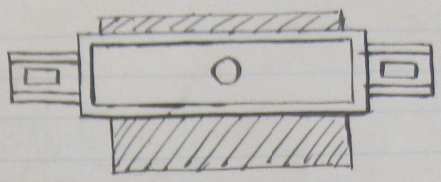

COAH 117

Presseur de la chaîne du levier du rochet.

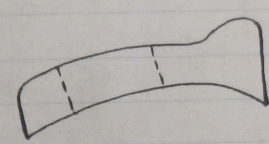

Mk 0,016

tr. CFI-1799

1 mod. bois (8B1) COAH-118 —

Vis sans fin à canon pour comande du compteur par le tambour.

(Boigeol)

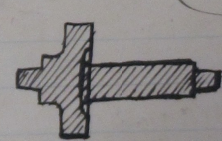

(Double filet à droite)

1 mod. bois (8B1) — COAH-119. —

Crapaudine de l'arbre vertical de Comde du compteur par le tambour.

(Boigeol)

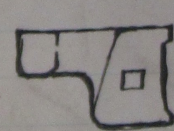

(mod. à droite)

1 mod. bois (8B2) COAH-116

Traverse du haut pour défonce pour commande par câbles.

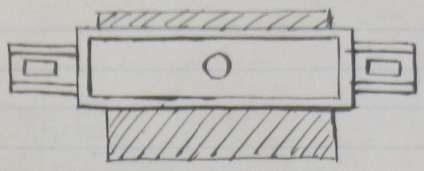

COAH 117

Pignon de la chaîne du levier du rocket.

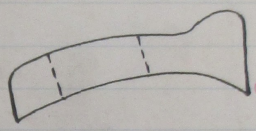

kg 0.016

to. CFi-1799

1 mod. bois (8B1) COAH-118 —

Vis sans fin à canon pour commande du compteur par le tambour.

(Bougeol) (Double filet à droite)

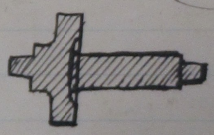

1 mod. bois (8B1) — COAH-119. —

Crapaudine de l'arbre vertical de Cde du compteur par le tambour.

(Bougeol)

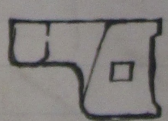

(mod. à droite)

1 mod. bois (8B1) COAH - 120 -

Support du haut de l'arbre vertical de Com^de du compteur par le tambour.

(modèle à droite)



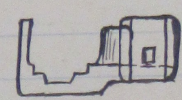

(Boigeol)

1 mod. bois (8B1) COAH - 121 - G -

Support de la tringle fixé au bâti interm. (à canon ouvert)

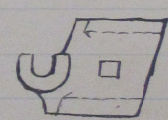

(E. Motte)

1 mod. bois (8B1) COAH - 122 - D -

Même modèle à droite)

1 mod. bois (8B1) COAH - 123 - G -

Support de la tringle fixé au bâti interméd. (à canon fermé)



1 mod. bois (8B1) COAH - 120 -

Support, devant de l'arbre vertical de Cde du compteur par le tambour.

(modèle à droite)



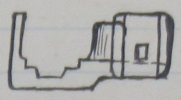

(Borie jeol)

1 mod. bois (8B1) COAH - 121 - G -

Support de la triangle fixé au bâti intermédiaire (à canon ouvert)



(E. Motte)

1 mod. bois (8B1) COAH - 122 - D -

Même modèle à droite)

1 mod. bois (8B1) COAH - 123 - G -

Support de la triangle fixé au bâti intermédiaire (à canon fermé)

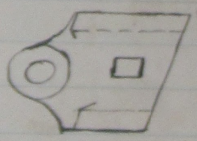

1 mod. bois (8B1) COAH – 124 – D –

Même modèle à droite –

COAH – 125 – G –

1 mod. bois (8B1) Equerre pour tenir à cam –

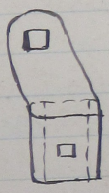

1 mod. bois (8B1) COAH – 126 – D –

Même modèle à droite –

(E. Motte)

COAH – 127 –

Support des tambours au bâti du tout.

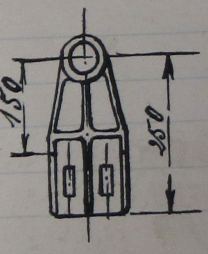

Etabl^t Laffner à Ste Marie aux Mines

Tracé COAH – 78

COAH – 128

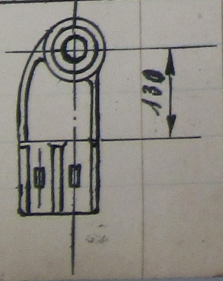

Support de l'arbre moteur au bâti du mouvement

Etabl^t Laffner à Ste Marie aux Mines

Tracé COAH – 79

1 mod. bois (8B1) COAH – 124 – D –

Même modèle à droite –

COAH – 125 – G –

1 mod. bois (8B1) Equerre pour tenir à cam –

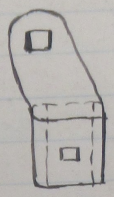

1 mod. bois (8B1) COAH – 126 – D –

Même modèle à droite –

(E. Motte)

COAH – 127 –

Support des tambours au bâti du tout.

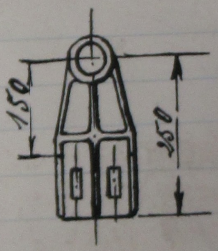

Etabl.t Laffner à Ste Marie aux Mines

Tracé COAH – 78

COAH – 128

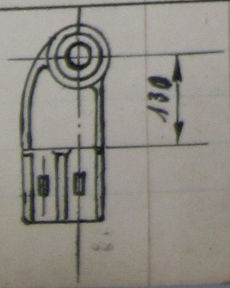

Support de l'arbre moteur au bâti du mouvement

Etabl.t Laffner à Ste Marie aux Mines

Tracé COAH – 79

COAH - 129.

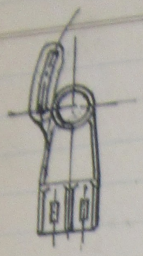

Support du 2e tambour

Etablts Raffiner à Ste Marie-aux-Mines

Janvier 1940

Tracé COAH-79

COAH - 130.

Traverse de liaison du support du bout de l'arbre moteur au contre-bâti.

Etablts Raffiner à Ste Marie-aux-Mines.

Tracé COAH-80

COAH - 131.

Support du bout de l'arbre moteur, et fixé à la traverse de liaison.

Etablts Raffiner à Ste Marie aux Mines

Tracé COAH-81

COAH 132.

Traverse de tambours intermédiaire fixée aux tirants longitudinaux.

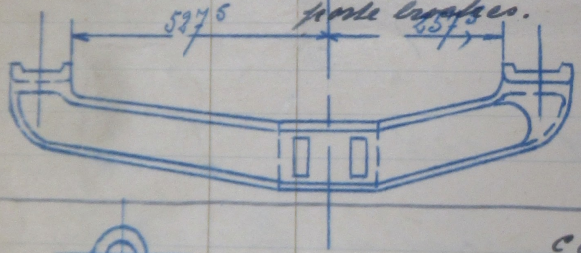

La Lainière de la Savoureuse à Giromagny.

Tracé COAH 83

COAH - 133

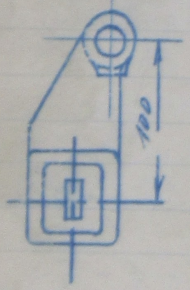

Support de la tringle longitudinale des tambours fixé au bâti du bout.

La Lainière de la Savoureuse à Giromagny.

Tracé COAH 84

COAH 134

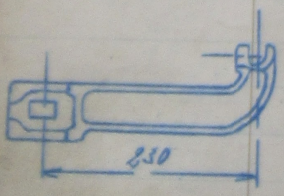

Support de la tringle longitudinale des tambours fixé au bâti intermédiaire.

La Lainière de la Savoureuse

Tracé COAH 85

COAH - 129.

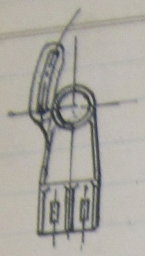

Support du 2e tambour

Etablts Haffner à Ste Marie-aux-Mines

Aracé COAH - 79

COAH - 130.

Traverse de liaison du support du bout de l'arbre moteur au contre-bâti.

Etablts Haffner à Ste Marie-aux-Mines.

Aracé COAH - 80

COAH - 131.

Support du bout de l'arbre moteur, et fixé à la traverse de liaison.

Etablts Haffner à Ste Marie aux Mines

Aracé COAH - 81

CORH 132.

Traverse de tambours intermédiaire fixée au porte croupes.

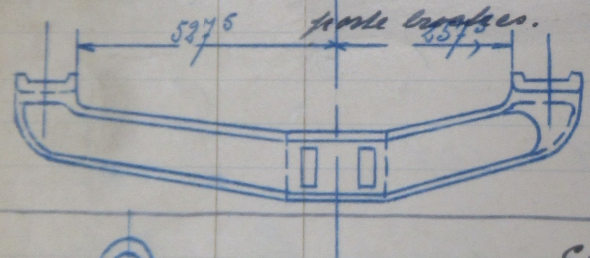

La Lainière de la Savoureuse à Giromagny.

Aracé CORH 83

CORH - 133

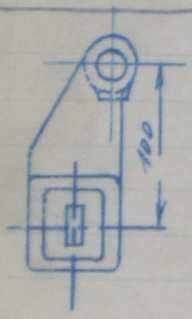

Support de la tringle longitudinale des tendeurs fixé au bâti du bout.

La Lainière de la Savoureuse à Giromagny.

Aracé CORH 84

CORH 134

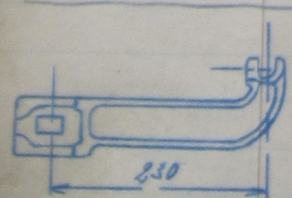

Support de la tringle longitudinale des tendeurs fixé au bâti intermédiaire.

La Lainière de la Savoureuse

Aracé CORH 85


Janvier 1940

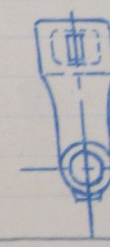

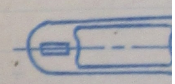





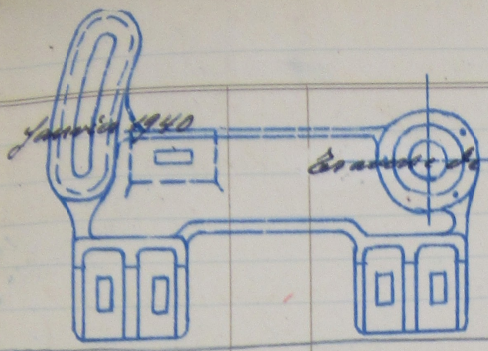

CORH 135

Support de tambour fixé au bâti du mouvement.

La Lainière de la Savoureuse

à Giromagny.

tracé CORH-86

CORH-136.

Support de la tringle longitudinale des tambours fixé à la traverse du mouvement.

La Lainière de la Savoureuse

à Giromagny.

tracé CORH 87.

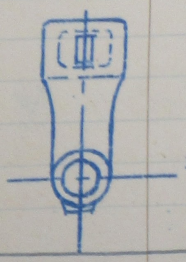

CORH-137.

Levier de la tête de cheval de torsion.

La Lainière de la Savoureuse

à Giromagny.

tracé CORH 88

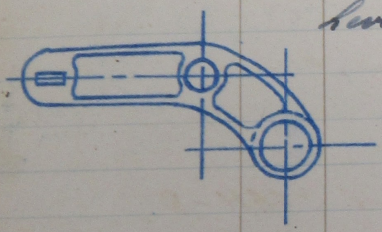

CORH-138

Support du bout de l'arbre moteur fixé à la traverse du couche-bâti

La Lainière de la Savoureuse

à Giromagny.

tracé CORH 92



CORH-139

Support de tambour au bâti du bout

La Lainière de la Savoureuse

à Giromagny

tracé CORH-95

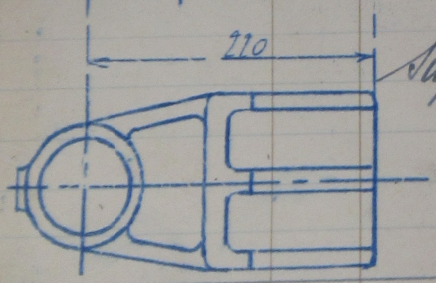

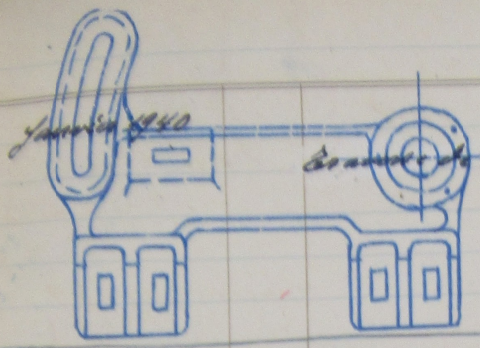

CORH 135

Support de tambour fixé au bâti du mouvement.
La Lainière de la Savoureuse
à Giromagny.

tracé CORH-86

CORH-136.

Support de la tringle longitudinale des tendeurs fixé à la traverse du mouvement.
La Lainière de la Savoureuse
à Giromagny.

tracé CORH 87.

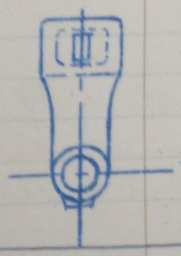

CORH-137.

Levier de la tête de cheval de torsion.
La Lainière de la Savoureuse
à Giromagny.

tracé CORH 88

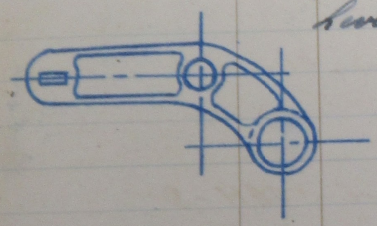

CORH-138

Support du bout de l'arbre moteur fixé à la traverse du couche-bâti
La Lainière de la Savoureuse
à Giromagny.

tracé CORH 92



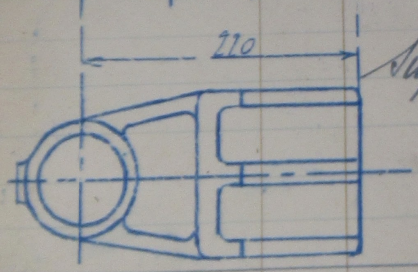

CORH-139

Support de tambour au bâti du bout
La Lainière de la Savoureuse
à Giromagny

tracé CORH-95